

MERIDEN



DISTRIBUTION TREE RELIABILITY



TOTAL MILES SCHEDULED

86.7

TOWN TOTAL

181.8




BACKBONE MILES SCHEDULED

33.6

TOWN TOTAL

60.4



BLOCKED ROADS (2018-2022)

87



CUSTOMER REFUSALS & LIGHT TRIMS
(2018-2022)

308

TREE RELIABILITY 2022

CUSTOMERS SERVED

28,084

PERCENT TREE-RELATED OUTAGES

14%

OUTAGES

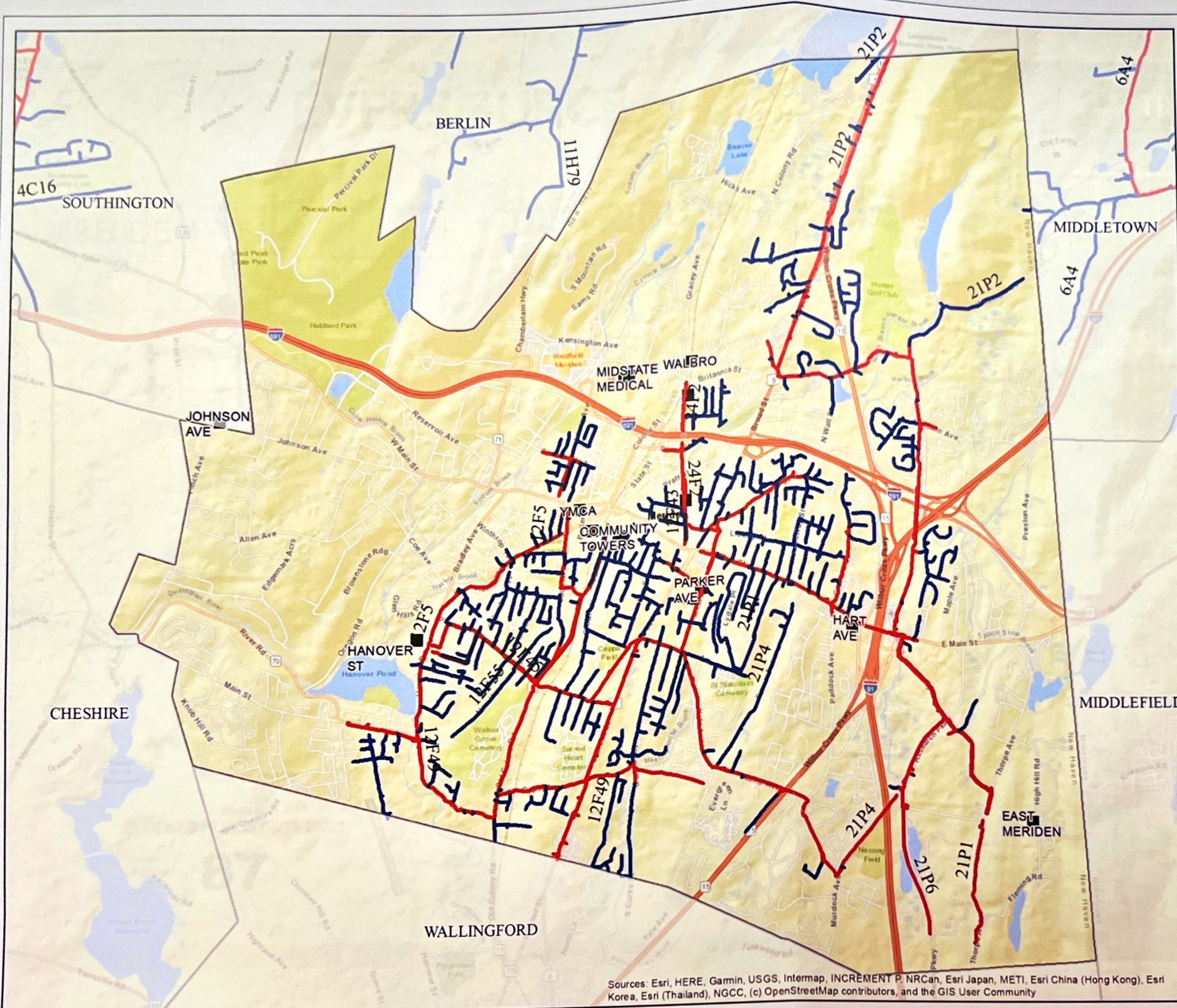
135

CUSTOMERS IMPACTED

5,114

MINUTES CUSTOMERS IMPACTED

292,994



MERIDEN


- OH Primary 2023 Trimming**
- Backbone Maintenance Trimming
 - Scheduled Maintenance Trimming
 - Substations
 - Town Boundary

Town Mileage Summary

BB METT:	33.59
SMT:	53.12
Total:	86.71



EVERSOURCE



PROPRIETARY INFORMATION: The material contained on the Overhead Distribution Circuit Map shall be considered proprietary to Eversource (ES), and Users (which shall be defined as any person or entity who has received the Map through sale, purchase, exchange gift, or otherwise) shall keep it in confidence and shall not furnish or disclose it to any third party without the prior written permission of Eversource.

Date: 6/20/2022

Sources: Esri, HERE, Garmin, USGS, Intermap, INCREMENT P, NRCan, Esri Japan, METI, Esri China (Hong Kong), Esri Korea, Esri (Thailand), NGCC, (c) OpenStreetMap contributors, and the GIS User Community